

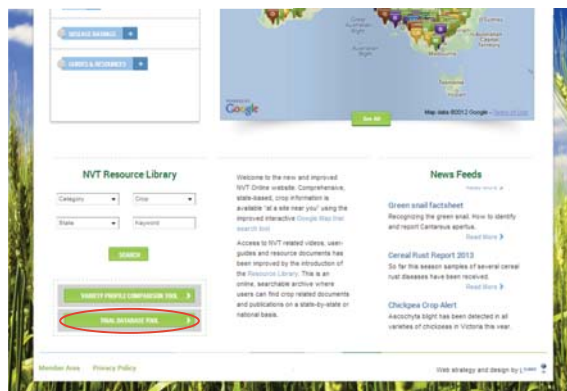
www.nvtonline.com.au

Trial Database Tool Guide

National
Variety
Trials
A GRDC INITIATIVE

Go to www.nvtonline.com.au using Internet Explorer (it only works in Internet Explorer).

Click on the *Trial Database Tool* on the bottom left, a new window will open.



Step 1:

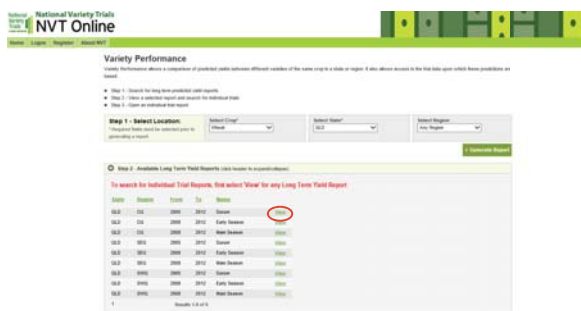
Select the parameters relevant to your needs: *Crop*, *State* and *Region* (it is not necessary to select region at this stage).

If you select a *Region* in Step 1, go straight to Step 3.



Step 2:

If *Region* was not selected in Step 1, select one of the available regions listed in Step 2, by clicking *View*.



The *Long Term Yield Report* opens.

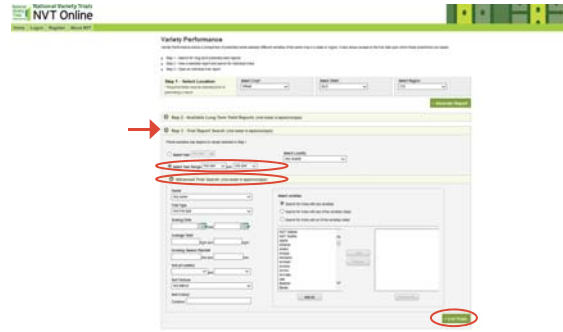


Step 3:

For more details and customized data, click on the *Step 3 – Trial Report* header. The *Long Term Yield Report* collapses and a new menu opens.

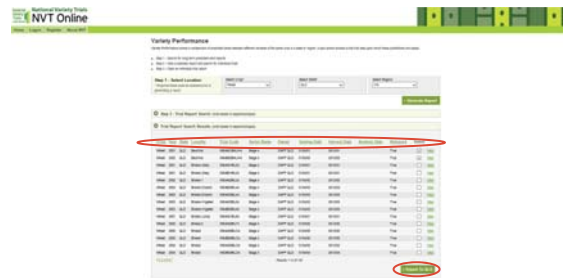
Select the year or range of years of interest. Click on the *Advanced Trial Search* to interrogate the data further.

Once all the parameters of interest have been entered, click *List Trials*.



Select trials of interest by ticking the box in the Select column then click *Export To XLS*.

The columns titles, can be used to rearrange the data i.e per *Year, Locality, State, Sowing date, Harvest Date* etc.



Select the measurements of interest. Click *Export To XLS*, open or save the file at the preferred location.

